

Building Markings CA OES / FEMA

Overview of the Federal Building Marking System

(This presentation depicts the Search Marking with very slight differences from the FEMA FOG. Either marking method is acceptable.)

Introduction

- This is a self-paced presentation to explain how to use the building marking system

Topics of Discussion

- Building Markings
- Search Markings
- Victim Markings
- Additional Information

Building Markings

- Done by Structural Engineers
- Easily seen from the front of the building
- Not necessarily at the front entrance
- Arrows will direct entrance or safe haven


You're assigned this building.




Structural Marks



Good - structurally sound



Has Problems - may become structurally unsound rapidly




Bad - structurally unsound

These marks should be big! 2ft. Sq. minimum


Good

- Cosmetic damage
- Debris without structural damage
- Utilities probably not an issue




Ok, but . . .

- Has evidence of early structural damage
- Examples are cracks around door frames, window frames, building / foundation areas
- Risk versus benefit - enter, complete your work and exit
- Some areas may need bracing / shoring
- May fail in an aftershock



Bad

- Has structural failure and is subject to collapse
- Structural Engineer needs to identify safe haven
- Shoring will be required



Additional Building Information

- When it was checked?
- Who checked it?
- What was found?
- Arrows to entrance / safe haven

5/5/02

1415 hrs

HM - no

CATF-4





5/5/02
1415 hrs
HM - no
CATF-4







Search Markings

- Often confused for building markings
- Lets others know that you entered and safely exited
- Documents the events and finds

Main Entrance Markings

~~5-5-02
1430 hrs
CATF-4
1230 hrs
HM-
Chems
1-VICTIM
REMOVED~~

- Reports the whole building
- Starts with single slash, ID and time building entered, and date
- The remainder of the information is written when the search team has left the building.
- Total of victims are the ones still inside the building. Delete them as they are removed.
- Do not place on door, or where door swings to cover!



39700

ENTRANCE

COMBUSTIBLE LIQUIDS PROHIBITED

5-5-02

CATF-4
1230 hrs



NO SMOKING & DRUGS
NO OPEN FLAMES
NO HOT SURFACES
NO OILY RAGS
NO FLAMMABLE LIQUIDS
NO FLAMMABLE SOLIDS

Interior Markings

- Breaks up to individual floors
- Starts from where you exit the stairs
- Slash at start
- Second slash at completion



2ND FLOOR

Floor Search

- Usually stairs in the center of the building near elevator banks
- Use arrows to indicate direction going
- Mark each room as entered / exited



202

**Spilled
Cleaning
Fluid**





Victim Identification Markings

- v ■ Suspected victim location
- ⓪ ■ Confirmed live victim
- ⓧ ■ Confirmed dead victim
- ⓧ ■ Victim removed

Example Find

- Canine has alerted at this location
- Report to Search Team Manager



Find Confirmed

- Find confirmed by camera and listening device
- Rescue Team Manager called in resources and debris removal begins
- Victim is exposed



Victim Removed

- Victim is alive and removed
- Removal marking



Exit Mark

- Completed when all search and rescue activities cease
- Remainder of the information is documented:
 - ◆ Second slash made
 - ◆ Time team left the building
 - ◆ Hazards found, i.e., HM-Chems
 - ◆ Victim Information

5/5/02
1430 hrs

CATF-4
1230 hrs

**HM-
Chems**

**1-VICTIM
REMOVED**

39700

~~5-5-02
1430 hrs~~

~~CATF-4
1230 hrs~~

~~HM-
Chems~~

~~1-VICTIM
REMOVED~~

ENTRANCE

COASTAL UNIVERSITY

NO SMOKING
NO OPEN FLAMES
NO HOT SURFACES
NO FLAMMABLE LIQUIDS
NO FLAMMABLE SOLIDS
NO FLAMMABLE GASES
NO FLAMMABLE VAPORS
NO FLAMMABLE DUSTS
NO FLAMMABLE FIBERS
NO FLAMMABLE PARTICLES


Three different markings

- Building
- Search
- Victim Finds


Building



Good - structurally sound



Has Problems - may become structurally unsound rapidly



Bad - structurally unsound

Search

**5-5-02
1430 hrs**

**CATF-4
1230 hrs**

**HM-
Chems**

**1-VICTIM
REMOVED**

- **When it was checked?**
- **Who checked it?**
- **What was found?**

Victim

v



- Suspected victim location
- Confirmed live victim
- Confirmed dead victim
- Victim removed

Thank you